

**Market Timing** **7 October 2009**

Advice stays unchanged, add positions on intraday breakout above 732.

The bank sector which has helped pulling the SET up still has a meaningful upside, as can be seen in chart A, where the SET bank index may head up to 312. We may aim for that; although, on the update, we may have to cut back and see, if things don't look good at the 300 resistance in chart B. Given the backing of the bank sector, if the SET goes above 732, it could be as significant as the prior breakout above 657, as shown in chart C, and we may aim for 759. Therefore, add to positions, if the SET goes 732, intraday.

In the bigger picture, the S&P is rebounding from the key support in chart D, and is likely to head up to re-test the resistance in the chart, which is a significant gap up. And, that should also help support the Hang Seng and the Nikkei which are testing the key medium-term supports, as shown in the charts, earlier.

The energy sector is very close to the oversold level ( relative to the market ), and despite a possible limited downside, the sector should turn around to help prop up the SET. Watch for the breakout of the SET energy index above 16,584, which should extend upward to the 7th wave in chart E. On that, also watch the outcome at the barrier against PTT at 266. On the 4 PTT affiliate stocks, they may do a positive turn around, especially if PTTAR goes above 25.50, along with IRPC going above 4.42.

On the other sides of the big picture, the oil prices are likely to zigzag up, especially if the Brent spot price goes above the barrier in chart F at 69.80, together with the Nymex oil futures closing above 71.39. The Hang Seng is poised for a rebound from the support in chart G; and, adding to that probability, the Hang Seng finance and property sectors are also regaining strength. And, the Hang Seng going above 21,100 will add to the said positive odds.

- Continue to page 2-

**Resistances are 732, and 745-750, supports at 727, and 719.**

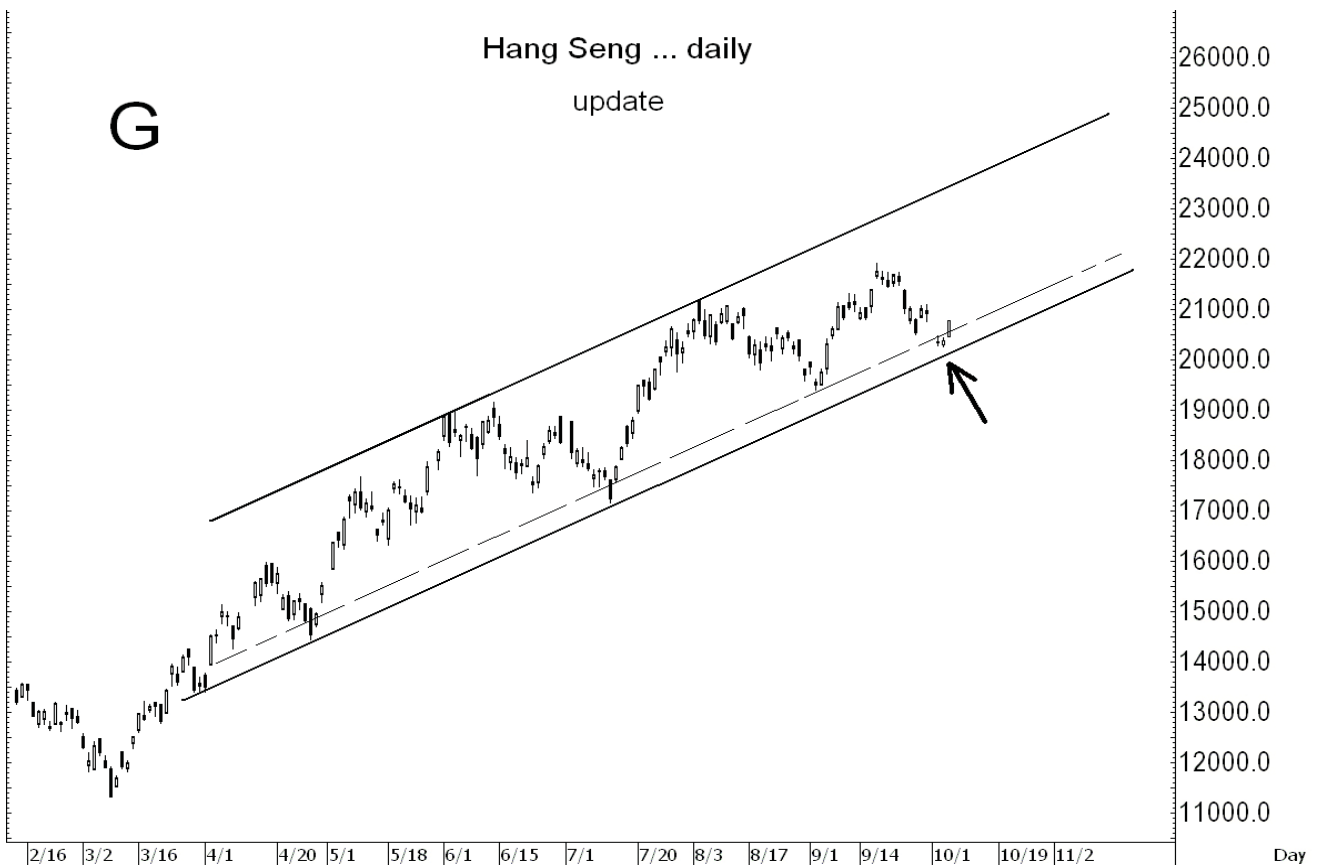
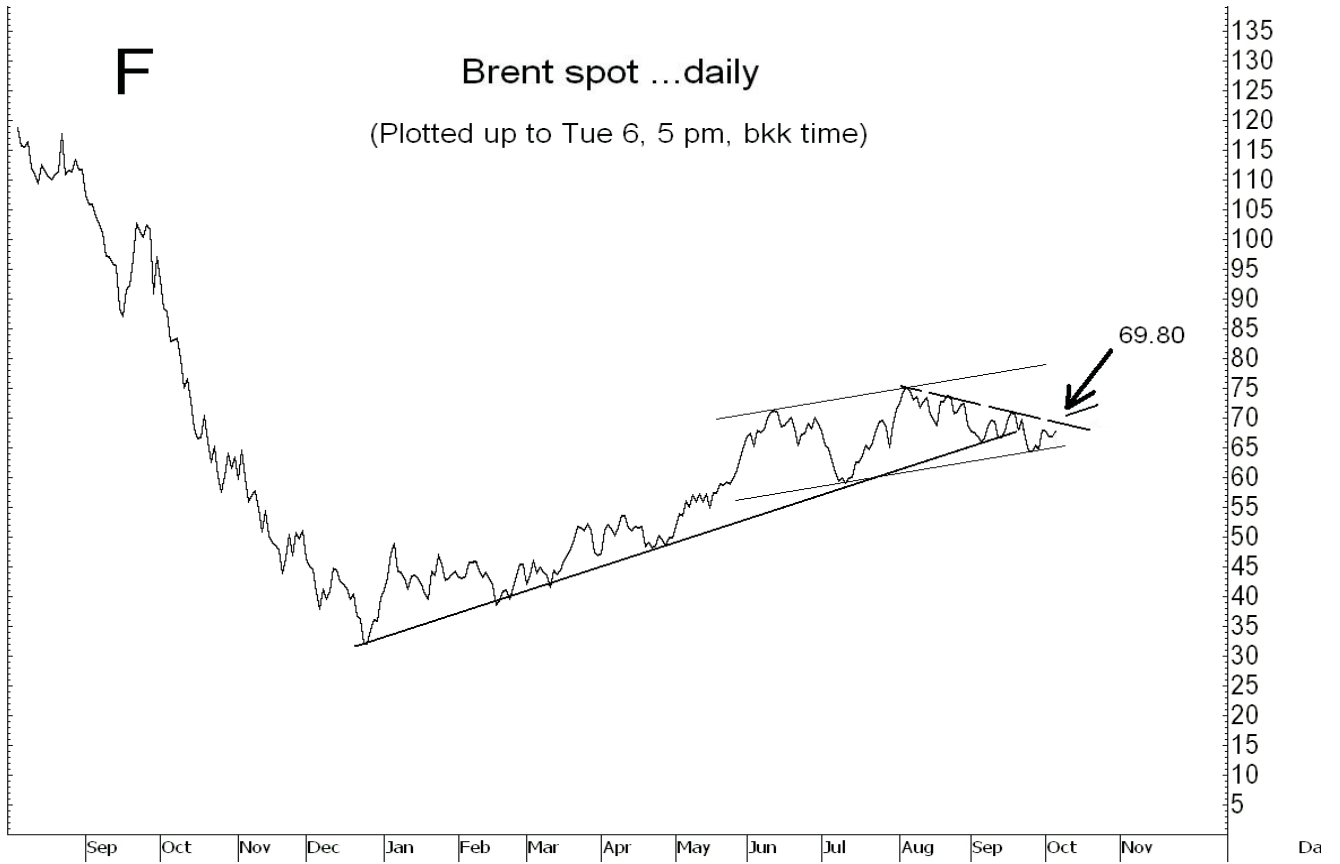


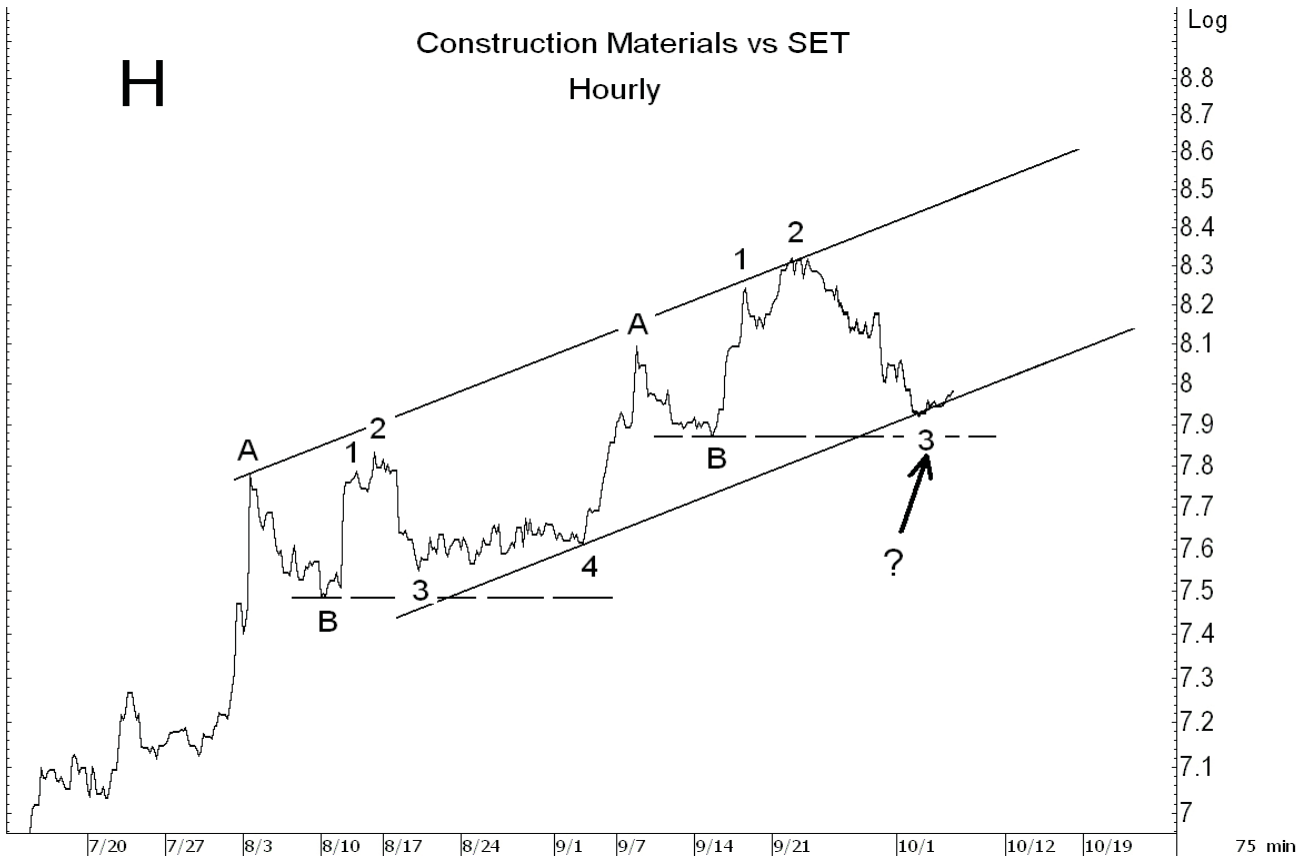
Updating the sectors, and adding to what was discussed, the Construction and Materials sector, which saw some weakness, may be regaining strength (relative to the SET), as shown in chart H. TPIPL is breaking out, and should head up to 11.70, as shown in chart I. Also watch for the possible breakouts of SCC above 228, and of TASCO above 28.50. In the Transportation sector, and aside from the shipping and airline stocks, other stocks in the sector should also regain strength; watch for the breakouts of AOT above 43.50, and of THAI above 23.20.

On notable individual stocks, if MK goes above 2.98-3, the upside should be 3.26 or higher. If GEN goes above 0.71, the upside should be 0.81 or higher. If BWG goes above 1.88, the upside should be 2.00, 2.16, or higher. If PRO goes above 0.45, the upside should be 0.52 and/or 0.62. Updating TRUE, there is already a breakout, and the upside should be 3.48-3.50, 3.68, or higher. Other notable stocks may be found in the intraday e-mail or e-trade alert.









## Recommended stocks ...

- On some stocks which start to deviate from the expected bullish pattern, we may ask you to get out near the breakeven point, or slightly lower, even if there is no decisive stop loss signal. At KSecurities, we don't leave you, we track and update our recommendation until the position is closed.

**Medium term trading.**

- SIRI, selling will be updated.
- THAI, hold after taken some profit.
- BAY, **aim to take some profit at 23.**
- IT, moved from hi risk hi return trading.

**Hi risk hi return trading.**

- PSL, selling will be updated.
- TRUE, hold after taken some profit.
- LOXLEY, selling will be update.
- KK, hold after taken some profit.
- SCC, position closed.
- SCIB, **take the remaining profit if intraday < 24.80.**
- MCOT, selling will be updated.
- CPF, selling will be updated.
- CCET, selling will be updated.
- MAJOR, hold, after already cut back.
- GFPT, selling target will be updated.
- TTA, selling target will be updated, after added to position.
- QH, **aim to take some profit at 2.74.**
- TVO, selling target will be updated.
- BANPU, hold, after added to position.
- TSTH, **aim to take some profit at 2.20. (adjust from 2.08)**
- TPIPL, hold, after added to position.
- STA, **sell the rest if intraday < 14.20.**
- BBL, selling will be updated.
- PTTEP, selling will be updated.
- PTL, selling will be updated.

*Continue below ...*

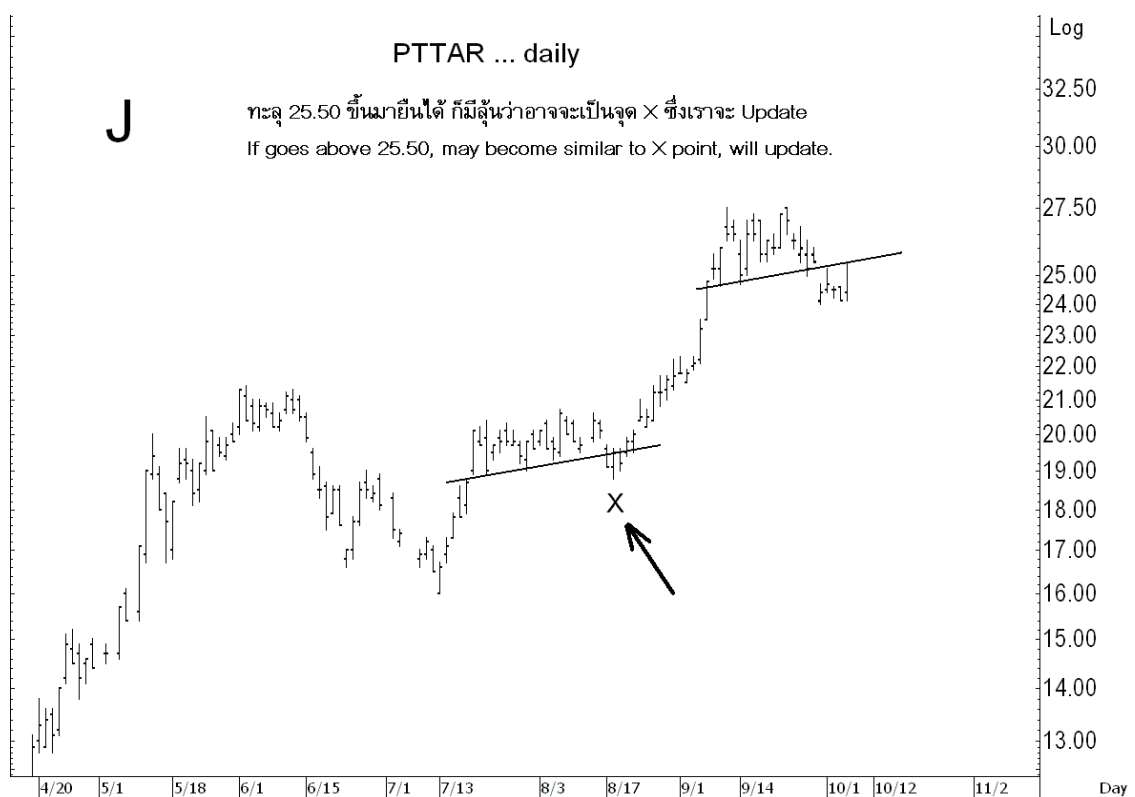
**Gap trade**

- BEC, aim to take some profit at 25.50.
- IRPC, sell the remaining if below 4.24 intraday.
- ITD, aim to take some profit at 4.00.
- SC, aim to take some profit at 12.50.

**Long-term trading.**

- TIPCO, moved from B/O Trade
- WORK, selling will be updated.
- NNCL, selling will be updated.
- SPPT, selling will be updated.
- EMC, selling will be updated.

## Most Active



## Top Most Active

Stock	Support	Resistance	Comment
TMB	1.31-1.30 & ?	1.32-1.34 & 1.40	Testing important barrier at 1.32-1.34. Buy on intraday B/O above that; because, upside should be 1.53 or higher, after the B/O (140, in the disappointing case).
PTTEP	143-142.50 & 141.50	146.50 & 148 & 150-151	Try to consolidate at oversold zone versus sector. Maintain the remaining position to aim for rebound, to add to position should do, if can accept the stoploss signal on some position if closes < 143.50.
SCB	89 & ?	88 & 92-93	Should zigzag up to 92-93 and/or 100. To trade, stoploss is on closing below 85.
PTT	255 & 253-252	265-266 & 270-271	Looks improving especially if goes above 266, rebound may continue to test 270-271 or higher. Maintain the remaining position, and to add to position can be on weakness or after breakout above 266. And, should stoploss line at 257 (on closing) on this position.
BBL	127.50 & ?	134-135 & 147	Take some profit at 134; and hold remaining position to aim for 147 and/or 160 on update.
PTTAR	24.60 & 24	25.50 & 26.75 & 27.50	If trades above 25.50, the odds will improve as at the X point, in chart J. On that case, can trade to aim for rebound to test 26.75 & 27.50 or higher with stoploss line at 24.10 (closing) &/or 24 (intraday).
TTA	25.50 & 24.9	30.50 & 31.75-32 & 35	Outperform the market. If holding the position, hold through volatility and aim to take some profit at 30.50. The remaining, aim to head up to 31.75-32 and/or 35.
BAY	19.70 & 19.40	20.60 & 23 & 25	After already took some profit, hold remaining position to aim for 23 and/or 25.

A = Bullish

X = Bearish

2H = Hi risk hi return

B/O = Breakout

&gt; = Stronger than

&lt; = Weaker than

OB = Overbought

OS = Oversold

St = Short-term

Mt = Medium-term

Lt = Long-term

Blt = Bacon, lettuce &amp; tomato

NZ = newtral zone is a level where entry can be made. And if things don't go well, an exit can also be made near the entry price.

Source: KSecurities

## Disclaimers

The information, statements, forecasts and projections contained herein, including any expression of opinion, are based upon sourced believed to be reliable but their accuracy completeness or correctness are not guaranteed. Expressions of opinion herein were arrived at after due and careful consideration and they were based upon the best information then known to us, and in our opinion are fair and reasonable in the circumstances prevailing at the time. Expressions of opinion container herein are subject to change without notice.