

Market Timing **28 September 2009**

Don't do much yet, after added to positions.

Currently, the SET is still resilient at the major medium-term crossroads. And, after added to the positions, on the hi-risk-hi-return basis, don't do much yet, till there are signals on the update. The resilience of the SET may continue, when looking at chart A, which shows that the SET should continue to out-perform the Asia Pacific. But, and as said earlier, we may ask you to cut back and see, if the SET versus the Dow reaches the barrier in chart B.

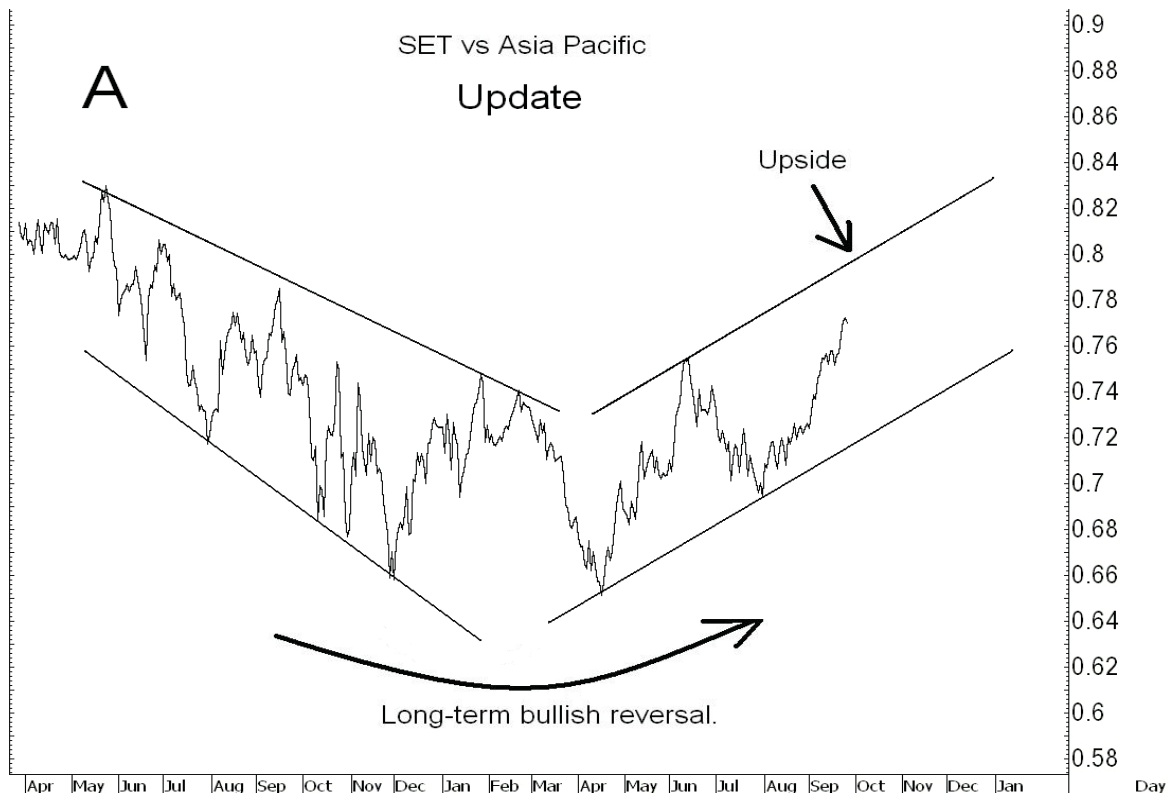
On looking at the global picture, the Dow may see more downside this week, as shown in chart C. But, if the Dow can hold up above the 9,422 support in the chart, there may be a rebound. The situation will be updated.

According to the rebound in US dollar index, odds are improving that it has already breached the resistance barrier and may zigzag down as in chart D. If it falls below 76.50, it may fall further down to 76 and/or 75.70.

In other major sectors, except the Bank sector that we have already discussed, the Energy sector is trying to consolidate from the cycle support in chart E, especially if PTT breaks out above 271 and PTTEP above 151. Stock that has already rebounded and broken out is IRPC (although with volatility). And, comparing to the Hang Seng index, odds are improving that the Energy sector will outperform Hong Kong for a while, as in chart F.

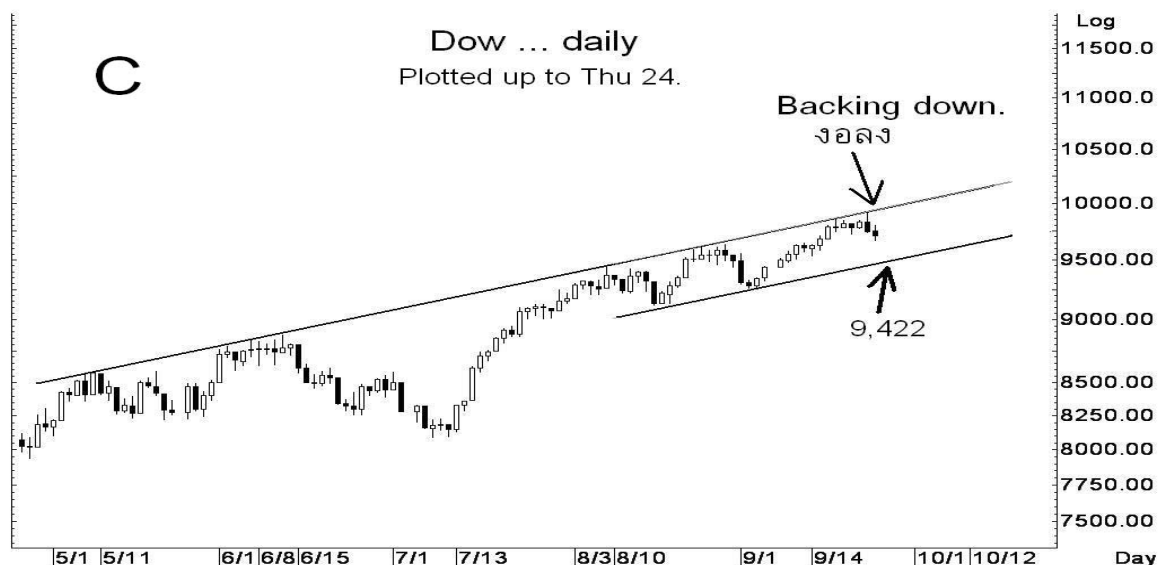
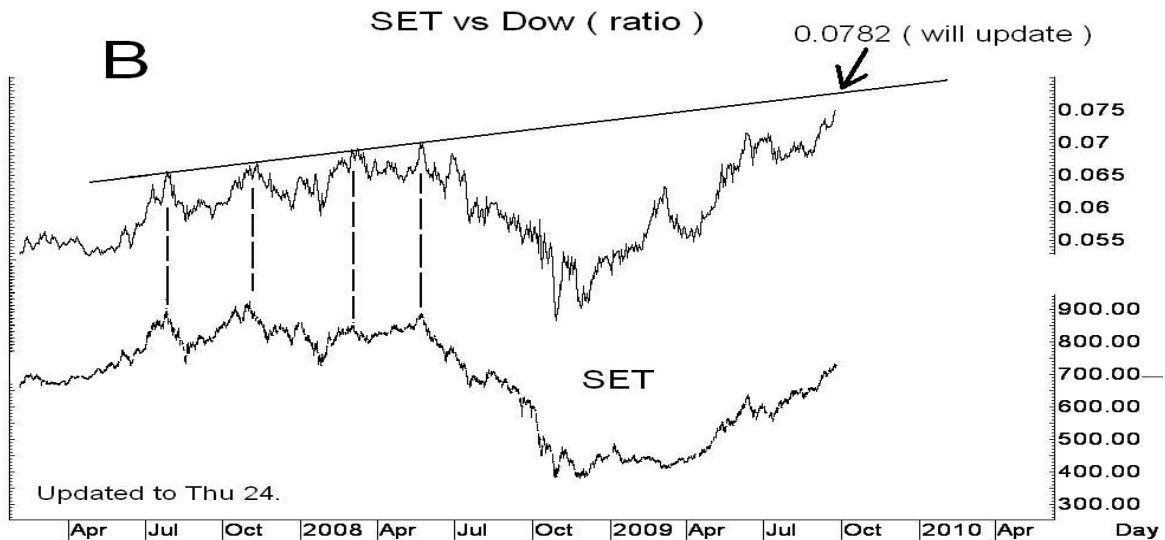
- Continue to page 2-

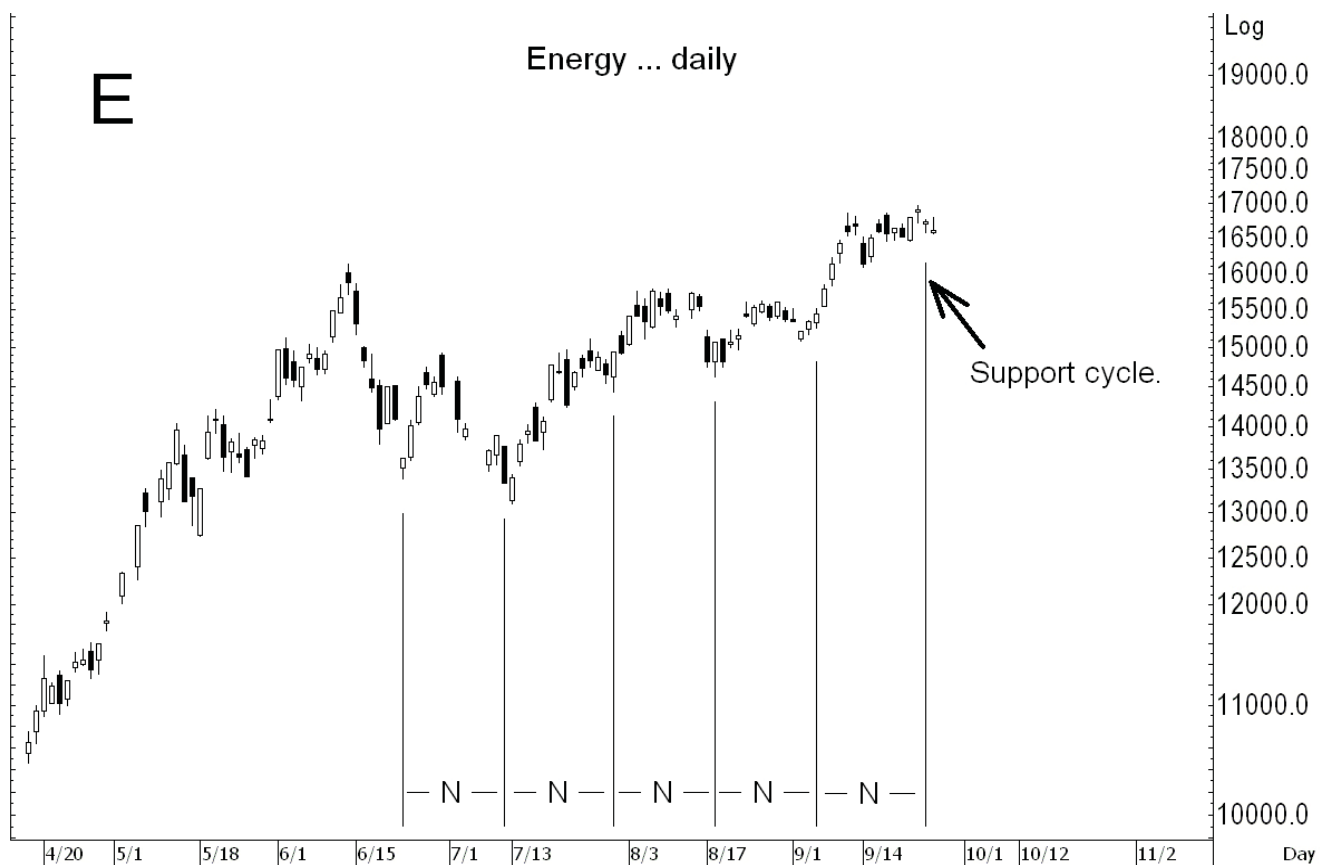
Resistances are 724 and 732, supports at 720, and 717.



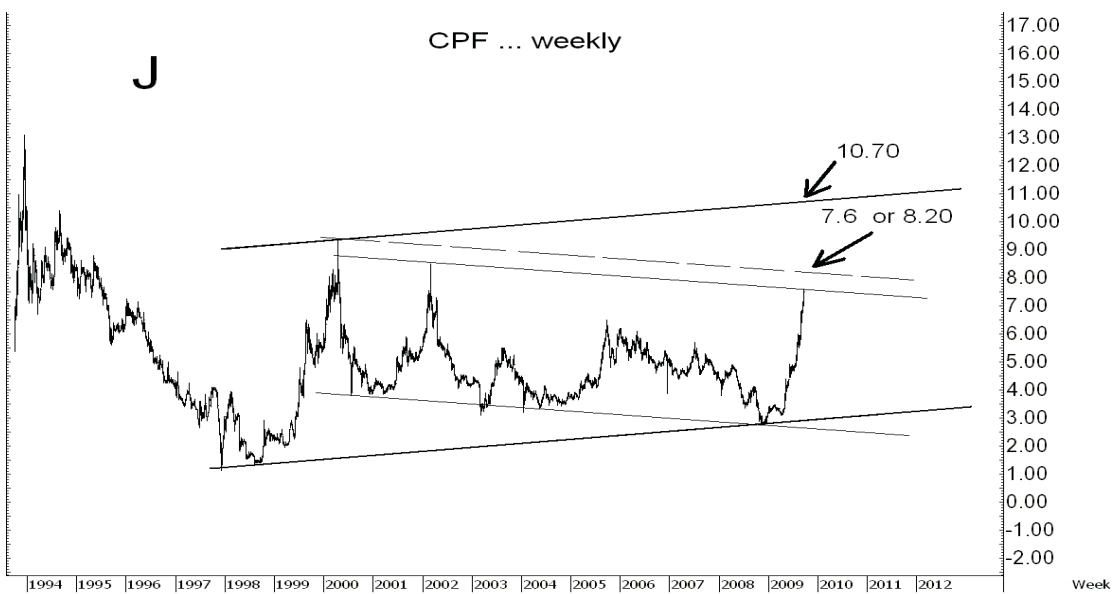
Updating the sectors, the sectors we're watching and waiting for breakouts are Property and ICT which will be updated. Other sectors such as Media, Commerce, and Auto may zigzag up. In Petrochemicals sector that has slowed down recently, we may have to wait and see if there will be a rebound from 485-483 support, as in chart G. In order to confirm the rebound, we may watch the support of PTTCH at 77-76. Also watch the support for SCC at around, as in chart H. In Financial sector that may have rebounded, the strong stocks in the sector are mostly small-cap stocks, which we will update in the intraday alert.

Updating individual stocks, keep an eye on RS, as in chart I, which is breaking out and will head up to test 1.75 and/or 1.85-1.89 barrier or even higher (but, it may be volatile if it falls below 1.50 during the day). DCC has broken out and the next barrier is 23.20. If it breaks out, aim for 24-24.20 and/or 26 (be careful of the volatility if it falls below 21.80 intraday). JMART is testing the barrier at 1.88 and if it breaks out, it may head up to 1.94, 2.02 or 2.14 (but, it may be volatile if it falls below 1.80). As in update, CPF is testing the barrier at around 7.5-7.60 and if it breaks out, it may head up to test 8.20, 9.3-9.4 or higher, as in chart J. Odds are improving for CPF because it can outperform the market by a big gap as we have once discussed. Others will be updated in the intraday e-mail or e-trade alert.









Recommended stocks ...

- On some stocks which start to deviate from the expected bullish pattern, we may ask you to get out near the breakeven point, or slightly lower, even if there is no decisive stop loss signal. At KSecurities, we don't leave you, we track and update our recommendation until the position is closed.

Medium term trading.

- **Buy SIRI, selling will be updated.**
- TICON, selling will be updated. (Stoploss if < 8.9)
- SHIN, selling will be updated.
- THAI, hold after taken some profit.
- BAY, **aim to take some profit at 23.**
- IT, moved from hi risk hi return trading.

Hi risk hi return trading.

- PSL, selling will be updated.
- TRUE, hold, after already took some profit.
- LOXLEY, selling will be update.
- KK, selling will be update.
- SCC, selling will be update.
- SCIB, hold, after already cut loss by half.
- MCOT, selling will be updated.
- CPF, selling will be updated.
- CCET, selling will be updated.
- MAJOR, hold, after already cut back.
- GFPT, selling target will be updated.
- PTTCH, hold after already took some profit.
- PTTAR, hold after added position.
- TTA, selling target will be updated, after added to position.
- QH, **aim to take some profit at 2.74.**
- TVO, selling target will be updated.
- BANPU, hold, after added to position.
- TSTH, **aim to take some profit at 2.20. (adjust from 2.08)**
- TPIPL, hold, after added to position.
- STA, **sell the rest if intraday < 14.**
- BBL, selling will be updated.
- PTTEP, selling will be updated.
- PTL, selling will be updated.

Buy on breakout.

- TIPCO, selling will be updated.

Continue below ...

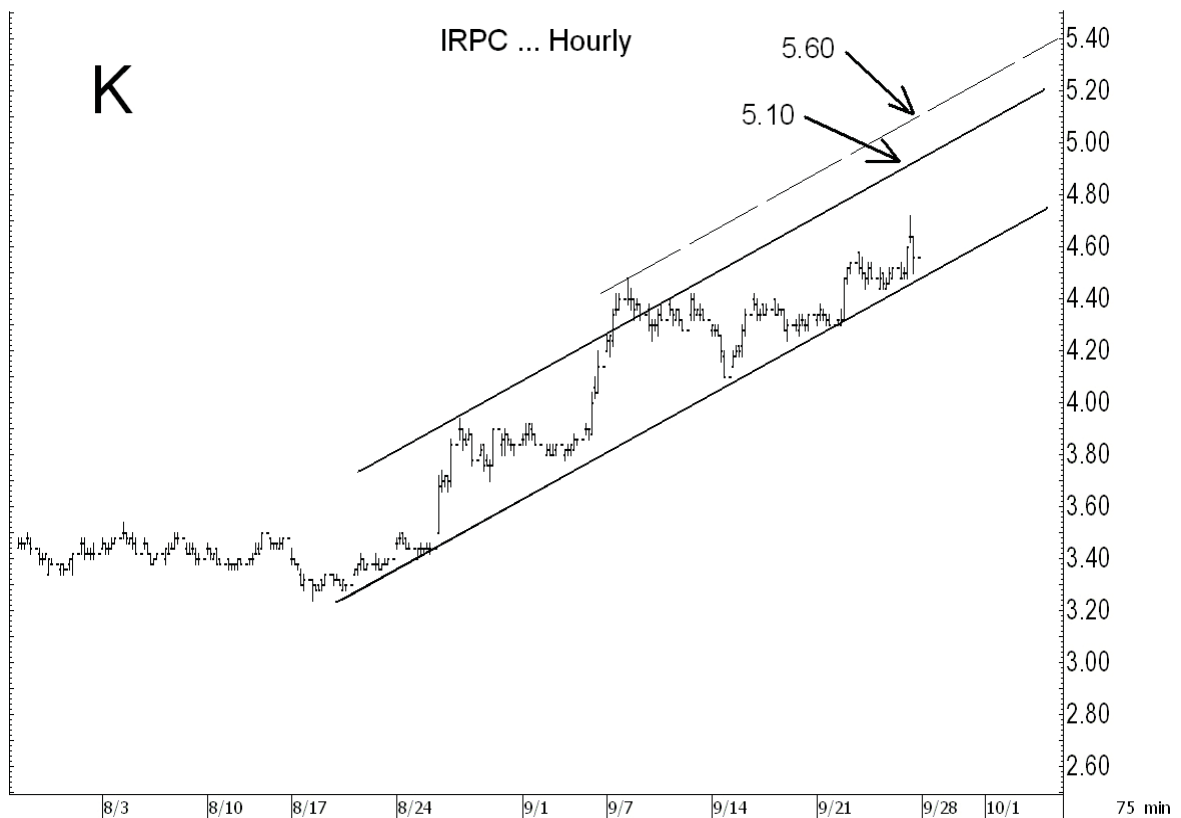
Gap trade

- BEC, aim to take some profit at 25.50.
- IRPC, aim to take some profit at 4.88.
- ITD, aim to take some profit at 4.00.
- SC, aim to take some profit at 12.50.

Long-term trading.

- WORK, selling will be updated.
- NNCL, selling will be updated.
- SPPT, selling will be updated.
- EMC, selling will be updated.

Most Active



Continue below ...

