

Market Timing **18 September 2009**

Odds continue to improve.

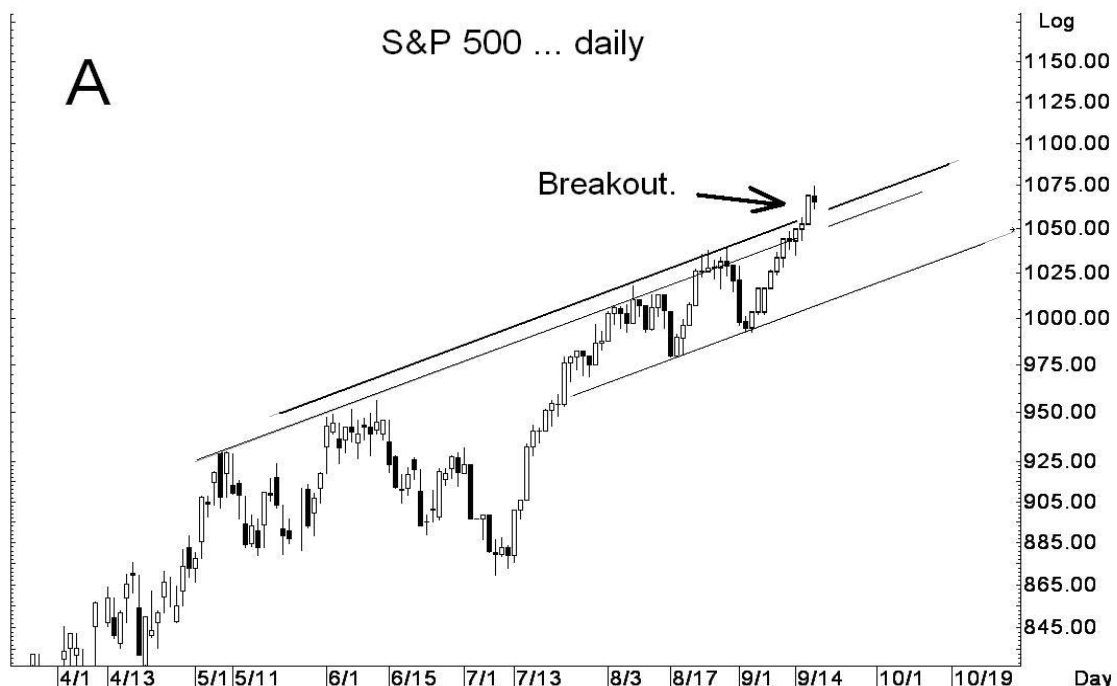
Odds continue to improve, as can be seen in chart A, where the S&P is breaching an important barrier, which is consistent with the breakout in the Hong Kong market, as updated in chart B. Another example of the positive sign is the breakout in the Aussie market, which is strongly correlated to the SET, as shown in chart C. Therefore, continue to hold the upside bet; and, what to do next, when we see the outcome or the volatility as the Dow tests the barrier in chart D, will be updated. In sum, maintain the upside bet, and, if there is a stop-loss signal, it will be on the update. This bullish scenario is also related to the economic recovery picture, as discussed below.

On another side of the big picture, the S&P bank index, which has been on the rebound, is breaking out, and should head higher, as shown in chart E. Relating to that, the Bank of China, in the HK market, which has led the Hang Seng financial index higher to the point of breakout, should also zigzag higher; and, our bank sector also goes up and down with the global and the regional trends, as shown in charts F and G. And, the Thai bank sector should go another gap up, as shown in chart H. Adding a note to that, BANPU, which is a bellwether, should also help prop up the SET, as shown in chart I.

Updating the sectors, the Construction materials sector, which is breaking out, should zigzag higher, as shown in chart J; and, the upside may extend to 6,600 and/or 6,730, as shown in chart K. Whether the sector would actually go up to the target is a matter of gradually negotiating the barriers along the way; and, on that, note the followings. If SCC goes above 240-247, the upside should be 256, 272, or higher. TPIPL should head up to 13.50 and/or 15.30. If SCCE goes above 250, the upside may extend to 262, 272, or higher. Long term, the Construction material sector looks poised to out-perform the SET, as shown in chart L.

Resistances are 713, 717, and 721, supports at 709, 706, and 699.

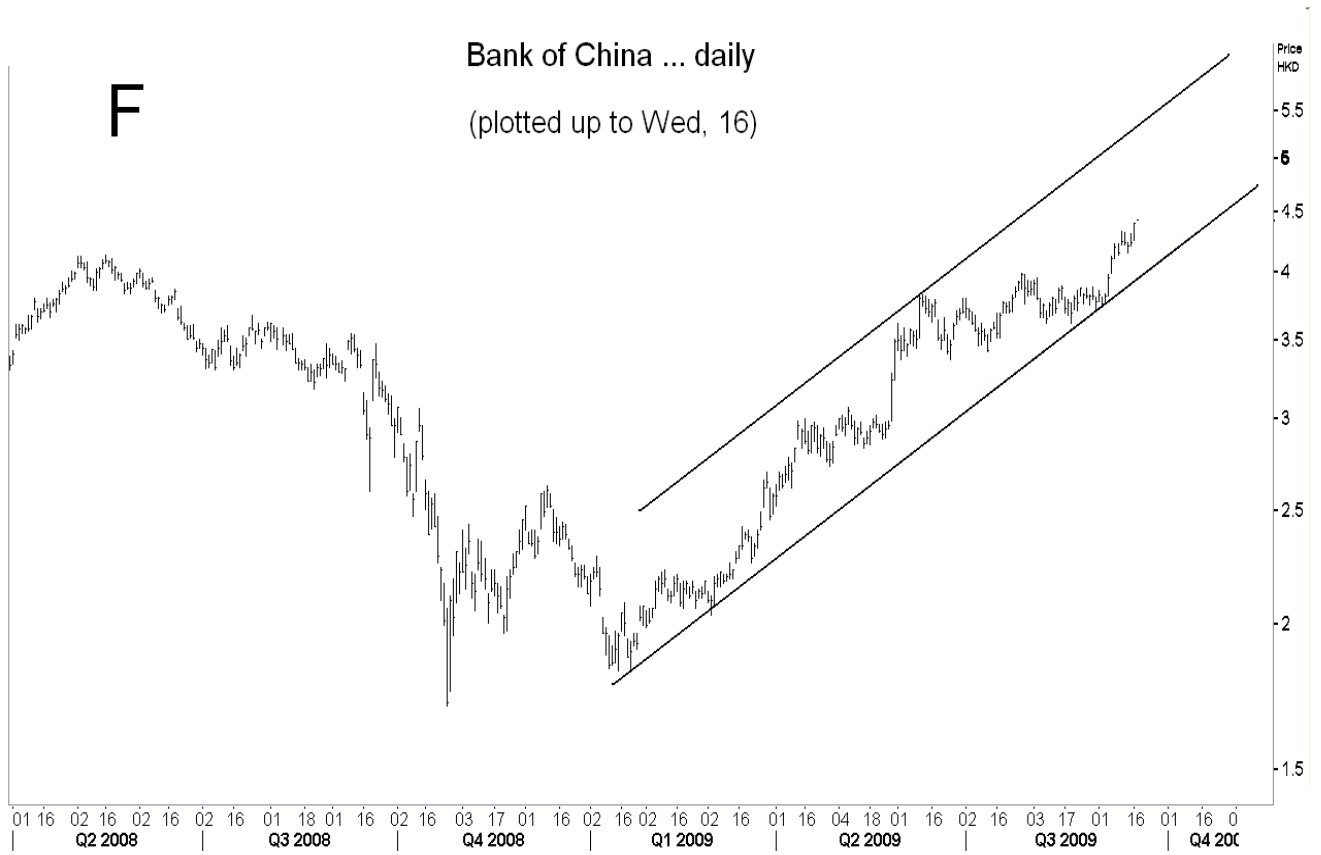
- Continue to page 2-

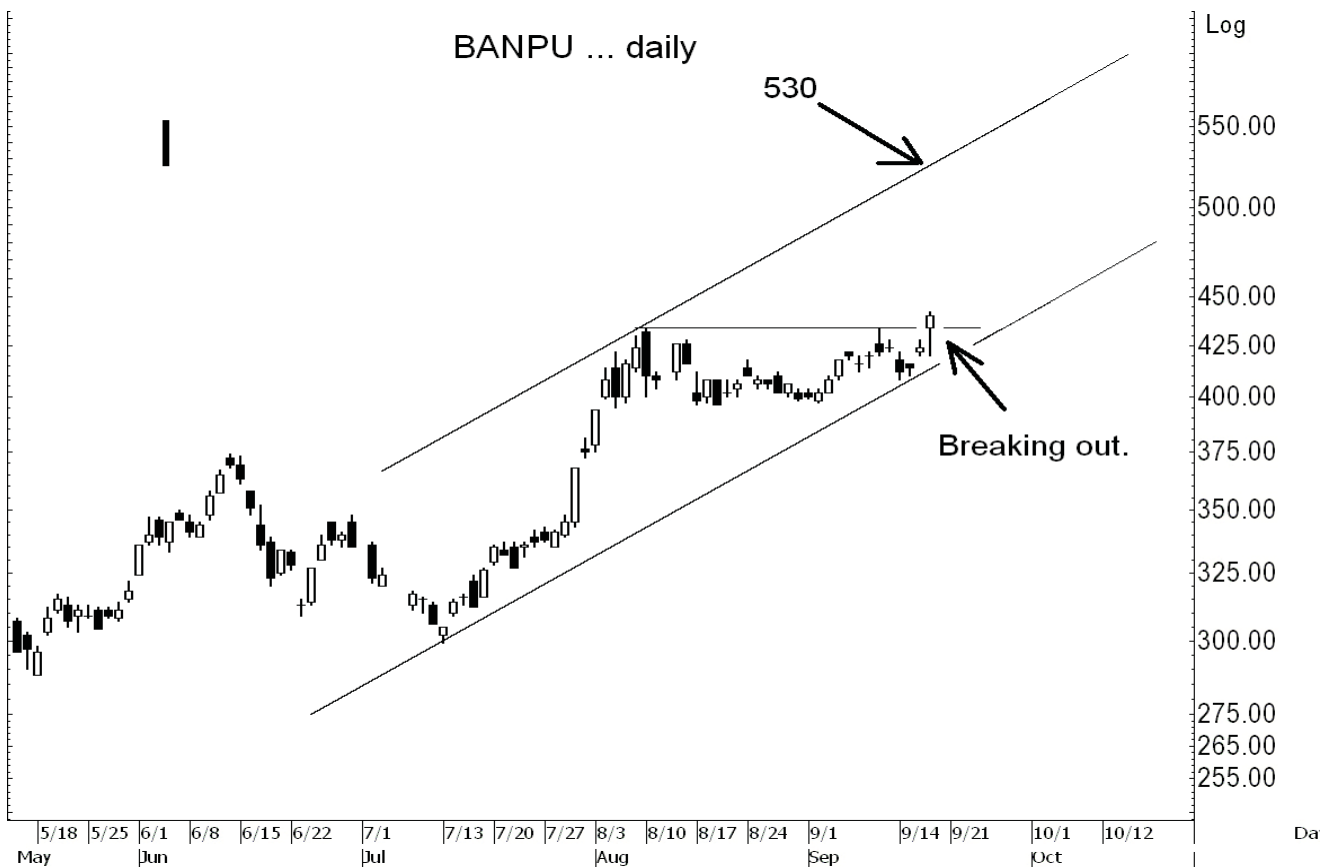


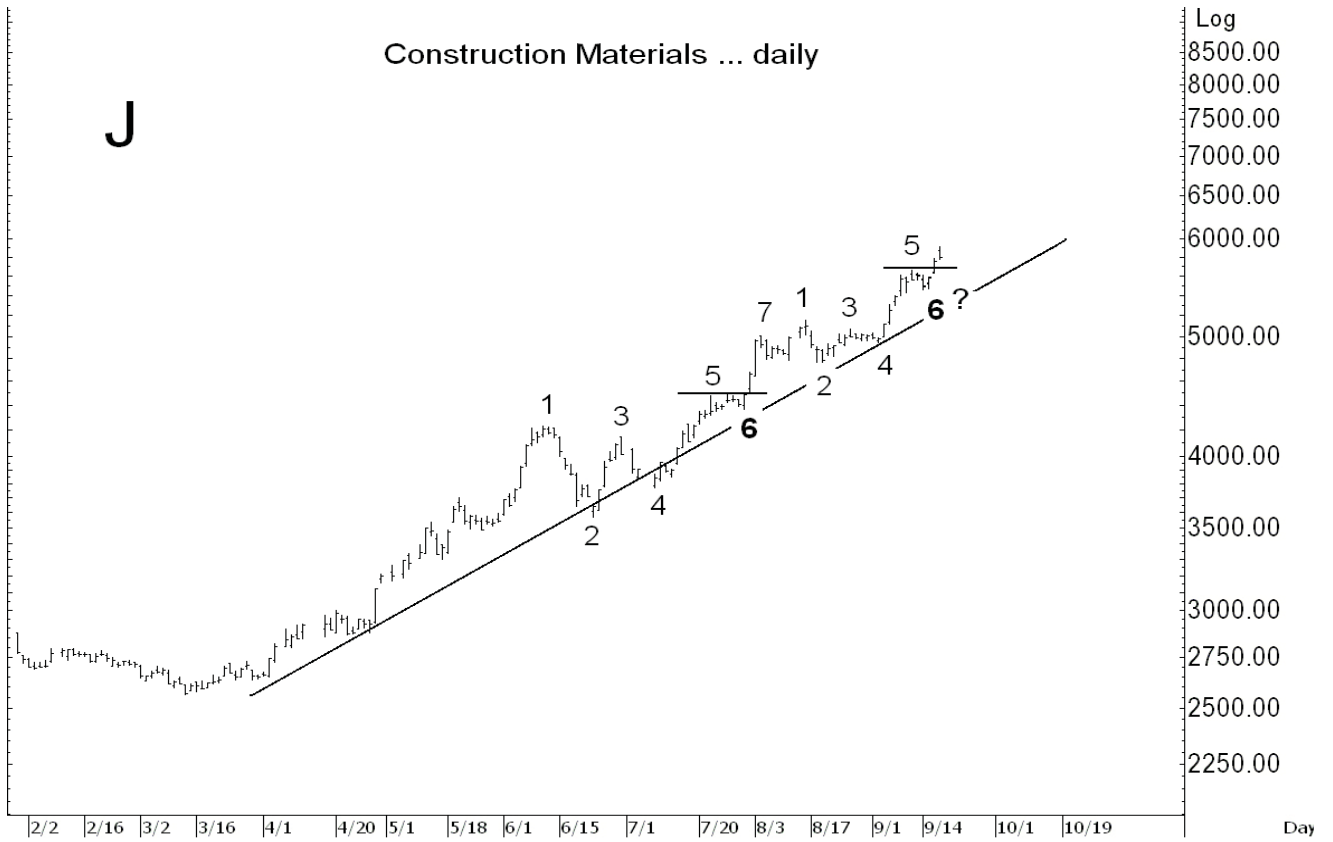
On notable individual stocks, if NNCL goes above 1.64, the upside should be 1.72, 1.79, or higher, based on chart M. If RS goes above the 1.46 and 1.51 barriers, the upside should be 1.65 or higher (can be volatile on falling below 1.38). LST slightly breached teh 3.32 barrier, and may head up to 3.44 and/or 3.80 (can be volatile, on falling below 3.16). THL is regaining strength at the oversold level (oversold relative to the market); and, if the trading goes above 1.35, aim for 1.46 or higher (stoploss is on closing below 1.17). On the MAI index, which is breaking out, the upside should be meaningful, as shown in chart N. Given that, keep an eye on PPM, TNH, PYLON, HTECH, TRC, UED, UKEM, and CRANE. Other notable stocks may be found in the intraday e-mail or e-trade alert.

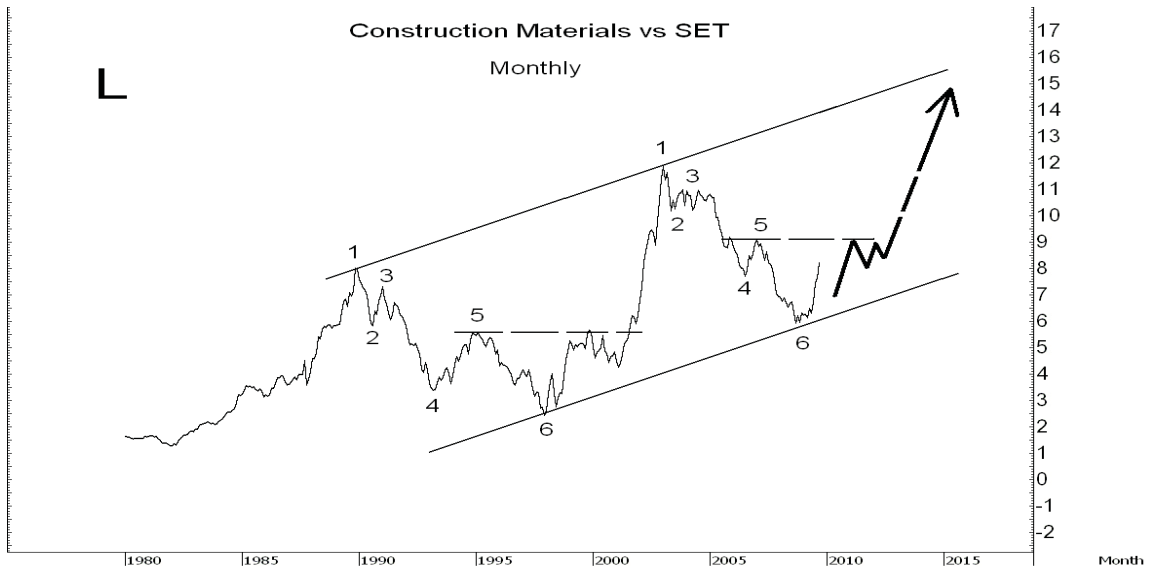












Recommended stocks ...

- On some stocks which start to deviate from the expected bullish pattern, we may ask you to get out near the breakeven point, or slightly lower, even if there is no decisive stop loss signal. At KSecurities, we don't leave you, we track and update our recommendation until the position is closed.

Medium term trading.

- TICON, selling will be updated.
- SHIN, selling will be updated.
- THAI, hold after taken some profit.
- BAY, selling will be updated.
- IT, moved from hi risk hi return trading.

Hi risk hi return trading.

- PTL, selling will be updated.
- TRUE, hold, after already took some profit.
- LOXLEY, selling will be update.
- KK, selling will be update.
- SCC, selling will be update.
- SCIB, hold, after already cut loss by half.
- MCOT, selling will be updated.
- CPF, selling will be updated.
- CCET, selling will be updated.
- MAJOR, **cut back by half.**
- GFPT, selling target will be updated.
- PTTCH, hold after already took some profit.
- PTTAR, hold after added position.
- TTA, selling target will be updated, after added to position.
- QH, hold after taken some profit at 2.14.
- TVO, selling target will be updated.
- BANPU, hold, after added to position.
- TSTH, **aim to take some profit at 2.20. (adjust from 2.08)**
- TPIPL, hold, after added to position.
- STA, hold, after already cut back by ond half.
- BBL, selling will be updated.
- PTTEP, selling will be updated.
- PTL, selling will be updated, **stoploss if < 4.94 .**

Buy on breakout.

- TIPCO, selling will be updated.

Top Most Active

Stock	Support	Resistance	Comment
BANPU	434 & 420	458 & 480-482	Breakout, hold through volatility to aim for zigzag up past 458 to test 480-482 or higher. Upside may be at 520-540, in chart H. But, can take some profit at 480-482.
PTT	264 & 259	271 & 276	Volatile, but take risk to aim past 271 & 276 to test 286 or higher. But, take some profit at 274-276.
SCC	226 & 220-219	240 & 247	Breaking out and should head up to 240 and/or 247. Can trade on that, with stoploss on closing below 219.
PTTAR	25.50-25.25	27.50 & 28.50-29	Take risk to aim through volatile 27.50 level to test 29 and/or 31.50 or higher. Can add to position to aim past 27.50 to take some profit at 28.50 with stoploss line at 25 (closing).
PTTEP	145-144 & 143-142.50	149-151 & 154	Take risk to aim for rebound. But, can take some profit at 149-151 (lightly). Stop loss (partly) if closes below 141.
BBL	116 & ?	126 & 130	Volatile, but may yet zigzag up to 126 and/or 130. Stoploss is on closing below 116.
SCB	80-79.50 & ?	82-82.50 & 84-85	Should to up to test 84-85 level. Can trade on that, with intra-day stoploss line at 79.50.
ITD	3.24 & 3.14	3.38 & 3.48-3.5 & 3.84	Down to support at 3.24 in short term. If stay there, may rebound back up to 3.38 and 3.48-3.5. Take risk to aim through volatility and take profit at 3.84 and 4.04 with stoploss line at 3.14 close price.

A = Bullish

X = Bearish

2H = Hi risk hi return

B/O = Breakout

> = Stronger than

< = Weaker than

OB = Overbought

OS = Oversold

St = Short-term

Mt = Medium-term

Lt = Long-term

Blt = Beacon, lettuce & tomato

NZ = newtral zone is a level where entry can be made. And if things don't go well, an exit can also be made near the entry price.

Source: KSecurities

Disclaimers

The information, statements, forecasts and projections contained herein, including any expression of opinion, are based upon sourced believed to be reliable but their accuracy completeness or correctness are not guaranteed. Expressions of opinion herein were arrived at after due and careful consideration and they were based upon the best information then known to us, and in our opinion are fair and reasonable in the circumstances prevailing at the time. Expressions of opinion container herein are subject to change without notice.