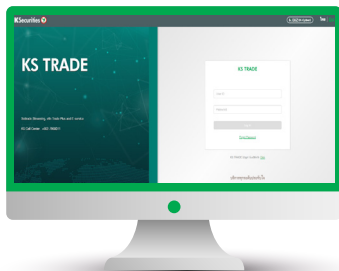


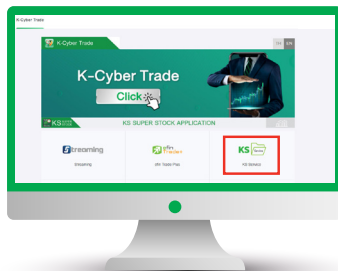
Personal Data Management

via Website

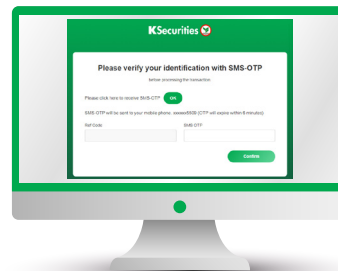
① Log in to KS TRADE



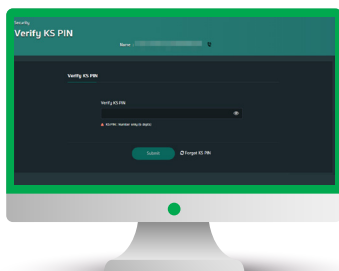
② Click "KS Service"



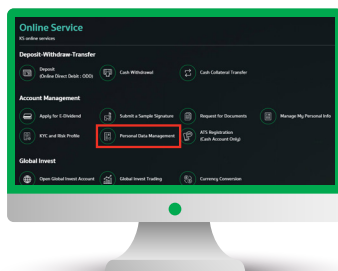
③ Enter a SMS-OTP




④ Enter "KS PIN"



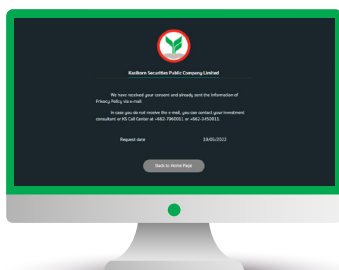
⑤ Select "Personal Data Management"



⑥ Give your consents.



⑦ The transaction confirmation will be displayed.



⑧ You will receive a notification e-mail of your consent.

