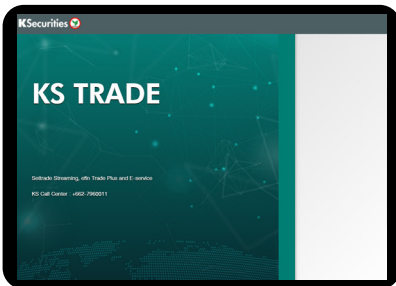


# Apply for E-Dividend via Website

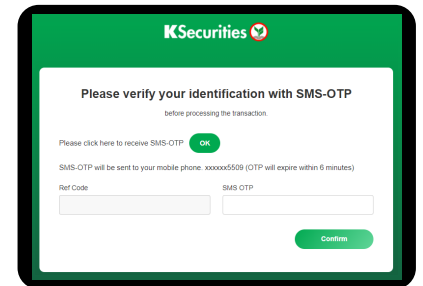
① Log in to KS TRADE.



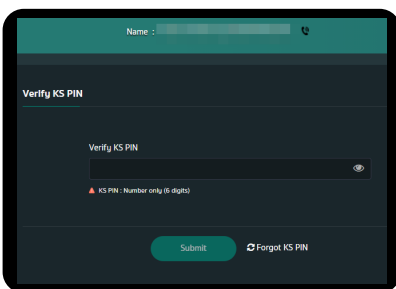
② Click "KS Service".



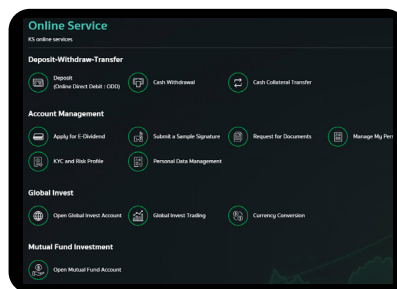
③ Enter a SMS-OTP.



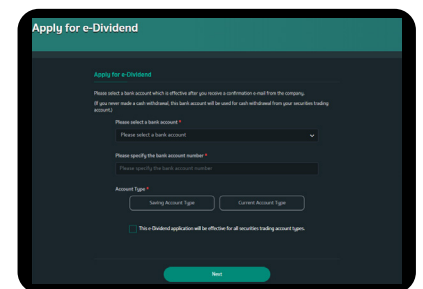
④ Enter "KS PIN".



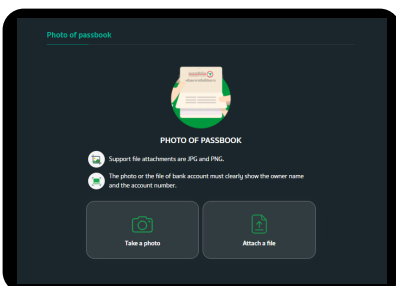
⑤ Select "Apply for E-Dividend".



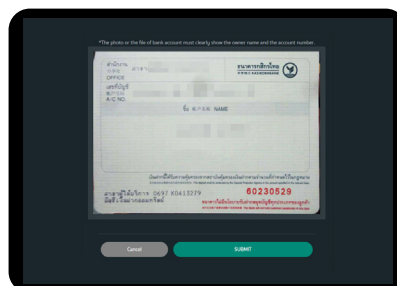
⑥ Enter the details of your bank account.



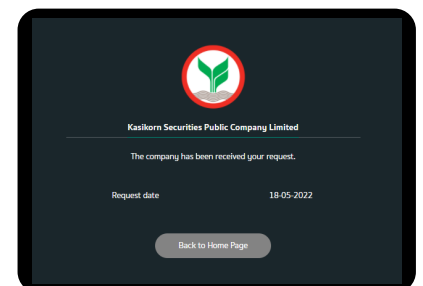
⑦ Attach or take a photo of your passbook.



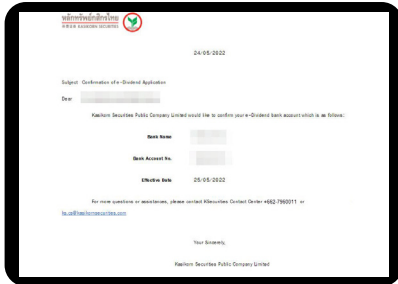
⑧ Check your picture and click "SUBMIT".



⑨ The transaction confirmation will be displayed.



⑩ You will receive a confirmation e-mail of your application.



**Remark :**

In case you already applied for e-Dividend, the detail of your bank account will be displayed on the screen, and you can change your bank account by clicking "Change your bank account".

